

DRV 303-6
Type A (DN 15 - DN 32)



DRV 302-6
Type B (DN 40 - DN 50)

Pressure reducing valve
Female thread • Drinking water
Red bronze

Pressure reducing valves of the series are diaphragm-controlled, spring-loaded pressure reducing valves and have an inlet pressure compensation.

DGRL 2014/68/EU CE

Classification societies

- DNV GL
- LR
- BV
- ABS
- CCS

Customs tariff number

84811005

Media

In our series for drinking water, all materials comply with the requirements of the European Drinking Water Ordinance. The elastomers have ELL and W270 approval, all metals used are listed in the positive list of the Federal Environment Agency. This means that you can use this series without hesitation for the medium drinking water.



Features

- pressure-reliefed single seated valve
- diaphragm-controlled
- continuously adjustable outlet pressure
- max. inlet pressure up to 16 bar
- outlet pressure : 1,5 - 6 bar
- female thread acc. ISO 228
- with integrated strainer filter
- replaceable inner parts
- seals with ELL and W270 approval
- metals listed in the positive list of the Federal Environment Agency
- double-ended G ¼" manometer fitting (for outlet pressure)
- assembly position: any desired, preferably vertical
- minimum pressure difference (inlet/outlet pressure):1 bar

Pressures

p1 max. 16 bar

p2 1,5 - 6 bar

Connections

Female thread
acc. ISO 228
from G 1/2" to G 2"

Temperatures

Various options for the seals and wetted parts allow a maximum temperature of up to 75 °C.

from -15 °C up to +75 °C

Seals and temperatures

EPDM* -15 °C to +75 °C

Materialien

	body	spring bonnet	diaphragm & seals	wetted parts	max. temperature
standard version	red bronze CC499K	up to DN 32 PA6 from DN 40 cast iron	EPDM with ELL and W270	up to DN 32 Hostaform C & brass from DN 40 brass	75 °C

*drinking water compliant with EEL & W270



Technical data

nominal size		15	20	25	32	40	50
G		1/2"	3/4"	1"	1 1/4"	1 1/2"	2"
Type			A			B	
Pressures	max. inlet pressure [bar]						
max. 16 bar	DRV 303-6		16			--	
	DRV 302-6		--			16	
	outlet pressure [bar]						
1,5 - 6 bar	DRV 303-6		1,5 - 6			--	
	DRV 302-6		--			1,5 - 6	
Connections	dimensions [mm]						
Female thread from G 1/2" to G 2"	DRV 303-6	b	85	95	105	120	--	--
		h1	27	27	29	47	--	--
		h	109	110	109	106	--	--
	DRV 302-6	b	--	--	--	--	150	160
		h1	--	--	--	--	52	52
		h	--	--	--	--	241	242
	weight [kg]							
	DRV 303-6		0,6	0,7	1,1	1,4	--	--
	DRV 302-6		--	--	--	--	4,5	5,0
	kvs-value [m³/h]							
	all types		2,9	3,9	5,4	6,1	9	13

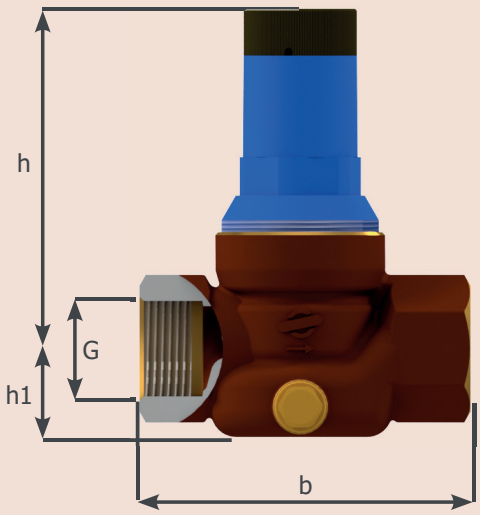



Article number

nominal size	15	20	25	32	40	50
G	1/2"	3/4"	1"	1 1/4"	1 1/2"	2"
standard version						
DRV 303-6	003302	003303	003304	003305	--	--
DRV 302-6	--	--	--	--	003206	003207

Manometer

diameter	connection	body	pressure range	max. temp.	art.no.
50 mm	G 1/4", central back	steel	0 - 4 bar	60 °C	009001
50 mm	G 1/4", central back	steel	0 - 10 bar	60 °C	009002
63 mm	G 1/4", central back	stainless steel	0 - 10 bar	60 °C	009015
63 mm	G 1/4", central back	stainless steel	0 - 10 bar	200 °C	009014
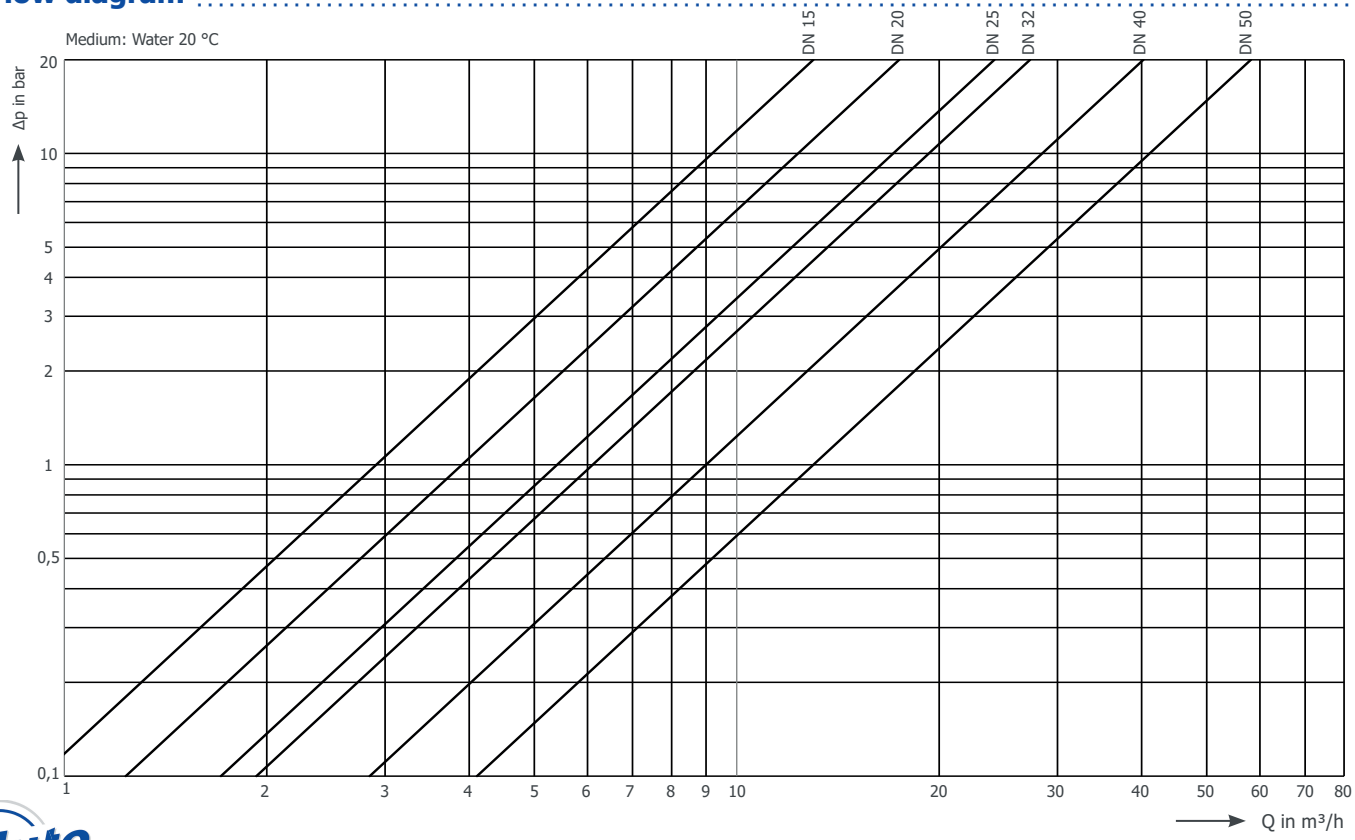
Flow diagram