DRV 732-D • DRV 738-D
Type A (DN 15 - DN 32)

DRV 732-D • DRV 738-D
Type B (DN 40 - DN 50)

Pressure reducing valve
Female thread • Steam
Stainless steel

Pressure reducing valves of the series are piston-controlled, spring-loaded pressure reducing valves. These valves are inlet pressure relieved.

Media

The pressure reducers are particularly suitable for use with hot water and steam, but can also be used in the case of aggressive water and other aggressive liquids. They are also suitable for air and neutral gases when larger flow rates are required.

DGRL 2014/68/EU CE

Classification societies

- DNV GL
- LR
- BV
- ABS
- CCS

Customs tariff number

84811019



Features

- pressure relieved single seated valve
- piston-controlled
- continuously adjustable outlet pressure
- max. inlet pressure up to 16 bar
- outlet pressure: 2 - 10 bar
- female thread acc. ISO 228, optionally with NPT-thread
- replaceable inner parts
- double-ended G ¼" manometer fitting (for outlet pressure)
- assembly position: any desired, preferably vertical
- minimum pressure difference (inlet/outlet pressure): 0.3 bar

Pressures

p1 max. 16 bar

p2 2 - 10 bar

Connections

Female thread
acc. ISO 228
from G 1/2" up to G 2"

Temperatures

Various options in the area of seals and wetted inner parts allow a maximum temperature of up to 200 °C.

from -30 °C up to +200 °C

Seals and temperatures

PTFE/ EPDM	- 30 °C to +150 °C
PTFE/ EPDM/ FEPM	+20 °C to +200 °C

Materials

	body	spring bonnet	seals	wetted inner parts	max. temperature
steam up to 150 °C	stainless steel 1.4408	stainless steel 1.4408	PTFE/ EPDM	stainless steel 1.4404	150 °C
steam up to 200 °C	stainless steel 1.4408	stainless steel 1.4408	PTFE/ EPDM/ FEPM	stainless steel 1.4404	200 °C



Technical data

nominal size	15	20	25	32	40	50
G	1/2"	3/4"	1"	1 1/4"	1 1/2"	2"
Type		A			B	
Pressures	max. inlet pressure [bar]					
max. 16 bar	DRV 732-D	16			16	
	DRV 738-D	16			16	
	outlet pressure [bar]					
2 - 10 bar	DRV 732-D	2 - 5			2 - 5	
	DRV 738-D	4 - 10			4 - 10	
Connections	dimensions [mm]					
female thread from G 1/2" up to G 2"	all types G	1/2"	3/4"	1"	1 1/4"	1 1/2"	2"
	all types b	95	95	110	120	150	160
	all types h1	29	29	38	38	38	38
	all types h	117	117	117	117	217	217
	weight [kg]						
	DRV 732	1.5	1.4	2.2	2.1	5.5	5.4
	DRV 738	1.5	1.4	2.2	2.1	5.5	5.4
	kvs-value [m³/h]						
	all types	3.6	4.1	5.3	5.6	13.3	14.0





Article number

nominal size	15	20	25	32	40	50
G	1/2"	3/4"	1"	1 1/4"	1 1/2"	2"
steam up to 150 °C						
DRV 732-D	073202-000A0	073203-000A0	073204-000A0	073205-000A0	073206-000A0	073207-000A0
DRV 738-D	073802-000A0	073803-000A0	073804-000A0	073805-000A0	073806-000A0	073807-000A0
steam up to 200 °C						
DRV 732-D	073202-000B0	073203-000B0	073204-000B0	073205-000B0	073206-000B0	073207-000B0
DRV 738-D	073802-000B0	073803-000B0	073804-000B0	073805-000B0	073806-000B0	073807-000B0

Article numbers for are 11 digits. (See option overview and configuration example)

Options

CC - connection	
00 -	ISO 228
30 -	NPT - ASME B1.20.1

M - materials wetted parts	
0 -	stainless steel 1.4404

E - elastomers		
A -	PTFE/ EPDM	steam up to 150 °C
B -	PTFE/ EPDM/ FEPM	steam up to 200 °C

F - finishes	
0 -	without additional finishes

Configuration example of an article number with additional options

inlet pressure: 6 bar
seals: PTFE/EPDM/FEPM

outlet pressure: 4 bar
temperature: 160 °C

connection: 2" NPT
without additional finishes

art. no. standard version											
							C	C	M	E	F
0	7	3	2	0	7	-	3	0	0	B	0

Manometer

diameter	connection	body	pressure range	max. temp.	art.no.*
63 mm	G 1/4", central back	stainless steel	0 - 10 bar	200 °C	009014

*article numbers are 11 digits, see option overview and configuration example